
















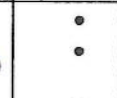






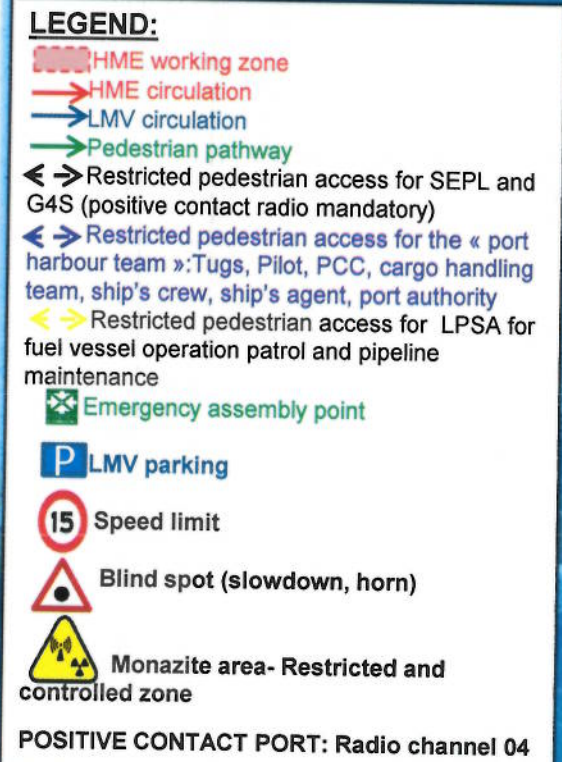


Port d'Ehoala is a RESTRICTED AREA - An access badge is mandatory for entry

OBLIGATION	        
PROHIBITION	   

CRITICAL RISK ACTIVITIES		MEASURES TO BE TAKEN
Vessel berthing, loading, offloading, transportation of goods and container: <ul style="list-style-type: none"> Quay n°1, 2, 3 Slipway Shed 2 Container laydown 	    	Pedestrian : <ul style="list-style-type: none"> Follow the dedicated pedestrian walkway Use the Port shuttle bus as far as possible Lifejacket mandatory at 3m of the quay Driver : <ul style="list-style-type: none"> On the quay, follow the dedicated lane for light vehicle (LMV) The right of way is given to Heavy Mobile Equipments (HME) Perform a positive contact at 50 m before entering an HME working zone (see updated Port TMP map) Respect the reverse parking on dedicated parking
Transport, discharging and storage of ilmenite: <ul style="list-style-type: none"> Receiving and shipping area, conveyor system Ilmenite shed 	   	Pedestrian : <ul style="list-style-type: none"> It is a restricted area Authorisation at the gatehouse required before entering Escort mandatory to the receiving and shipping area, conveyor system and into ilmenite shed Driver : <ul style="list-style-type: none"> Apply defensive driving Respect the established TMP
Discharging of petroleum products [Jet A1, High Fuel Oil (HFO), Low Fuel Oil (Gasoil), Unleaded gasoline 95, Petrol: <ul style="list-style-type: none"> Quay n°1,2,3 	   	During discharging operation on quay: <ul style="list-style-type: none"> It is prohibited to smoke It is prohibited to use phone It is prohibited to perform hot work activities Life jacket is mandatory at 3m of the quay 
Monazite Storage Area and Vessel loading Operations <ul style="list-style-type: none"> Quay n°1,2,3 	   	<ul style="list-style-type: none"> Controlled and Restricted area During Vessel Operations all Quayside is restricted area /No go Zone Obligatory for authorized personnel and use of Exposure Monitors in Zone
HME maintenance and big tyre handling <ul style="list-style-type: none"> SEPL workshop 	 	<ul style="list-style-type: none"> Restricted area Request an autorisation from the SEPL workshop responsible before entering (SEPL Workshop : 032 03 460 13)
Sandblasting activities: <ul style="list-style-type: none"> SEPL workshop, Corrosion project performed by Colas 	 	<ul style="list-style-type: none"> Barricaded zone No go zone 
IN CASE OF EMERGENCY: <ul style="list-style-type: none"> -Port Control Center: 034 65 054 15 -Emergency call: 034 65 034 65 ; Radio canal 1 -Fire Brigade Port : 034 49 045 45 		IN CASE OF AN EMERGENCY ALARM: <ul style="list-style-type: none"> -Stay calm -Join the nearest assembly point (see updated Port TMP map) -Follow the evacuation monitor instructions 



Thank you to find below the summary of the access condition and work condition at Port d'Ehoala.

NOTE :

Access autorisation is not required to go into the following areas : Port administrative office building, SEPL administrative office building, Customs office, APMF office

ENTITY	REQUIRED CONDITION TO ACCESS AT THE PORT	REQUIRED CONDITION TO PERFORM ACTIVITY AT THE PORT
State authority	<ul style="list-style-type: none"> Perform the port specific induction Badge not required but they must show identification 	<ul style="list-style-type: none"> Not applicable
Visitors	<ul style="list-style-type: none"> Perform the port specific induction Temporary ISPS access delivered by the Port admin office Access to the Port ISPS zone, visitors are escorted (mandatory) 	<ul style="list-style-type: none"> Not applicable
Clients or entity intending to receive or release cargo, equipments or tools	<ul style="list-style-type: none"> Perform the port specific induction Temporary ISPS access delivered by the Port admin office Gate release or gate receipt delivered by SEPL & Customs 	<ul style="list-style-type: none"> If an inspection of cargo is required, a permit to work is mandatory, delivered at the gate house The client is escorted by SEPL (mandatory)
Vessel crew and passengers	<ul style="list-style-type: none"> Deliver Shore pass (PFSO, Immigration) Access to the Port ISPS with shuttle bus 	<ul style="list-style-type: none"> Specific activities performed by vessel at the quay require the approval of the Harbour Master (Diving activity, rescue drills, abandon ship drill....)
Contractors	<ul style="list-style-type: none"> Verification if medical fitness is up to date, Verification if there is a PO Perform the port specific induction Permanent ISPS access delivered by the Port admin office 	<ul style="list-style-type: none"> Presentation of the approved AST (risk assessment) to the permit issuer Delivery of the Permit to work at the Gate house Activities performed inside the bassin require the approval of the Harbour Master (Diving activities, maintenance activities,)
Port d'Ehoala and QMM permanent employee	<ul style="list-style-type: none"> Perform the port specific induction Permanent ISPS access delivered by the Port admin office 	<ul style="list-style-type: none"> Presentation of the approved AST (risk assessment) to the permit issuer Delivery of the Permit to work at the Gate house